

MDL-XD-460/462/465/9-16W




**BLUE DIODE LASER
AT 460/462/465nm**

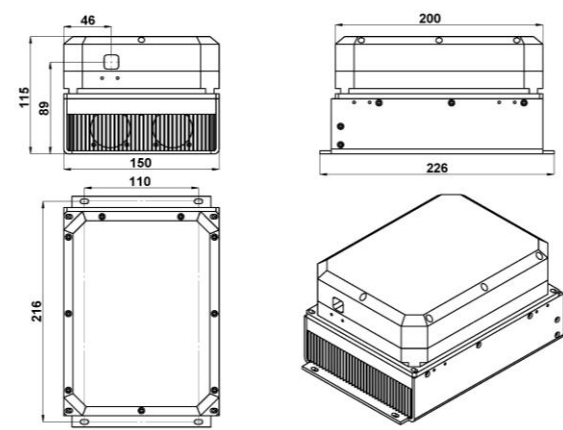
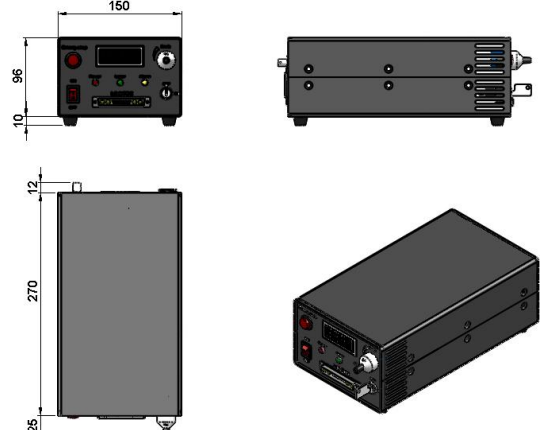
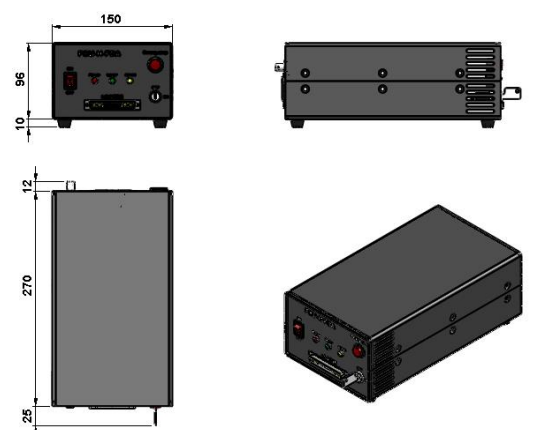
Blue diode laser at 460/462/465nm is made features of ultra compact, long lifetime, cost-effectiveness and easy operating. It's easy to be installed in customer's equipment.



SPECIFICATIONS

Wavelength (nm)	460±5/ 462±5/ 465±5
Operating mode	CW
Output power (mW)	>9000 ,10000, ..., 16000
Power stability (rms, over 4 hours)	<1%, <3%, <5%
Polarization direction	Horizontal+Vertical
Beam diameter at the aperture (mm)	~5×5
Beam divergence, full angle (mrad)	<2.4×2.0
Warm-up time (minutes)	<5
Beam height from base plate (mm)	89
Operating temperature (°C)	10-35
Power supply (100-240VAC)	PSU-N-LED/ PSU-N-FDA
Expected lifetime (hours)	10000
TTL / Analog modulation	TTL or Analog with 1Hz-1KHz 1KHz-10KHz, 10KHz-30KHz optional
Expected lifetime (hours)	10000
Warranty	1 year



MDL-XD-460/462/465	PSU-N-LED	PSU-N-FDA
 <p>226(L) ×150(W) ×115(H) mm³, 6.6 kg</p>	 <p>307(L) ×150(W) ×106 (H) mm³, 3.0kg</p>	 <p>307(L) ×150(W) ×106 (H) mm³, 3.0kg</p>